



Children's Advocacy Center of Delaware, Inc.

Joint Finance Committee State Funding Request

FY 2016

Contents

- Budget Request
- Outcome Measures Survey Response Summary
- FY 2014 Caseload Summary

Randall E. Williams
Executive Director
February 19, 2015

Children's Advocacy Center of Delaware
Joint Finance Committee
State Budget Request
FY 2016

990,800.00	FY 2015 State Funding Allocation
<u>+ 8,500.00</u>	Requested Increase (1% Salary increase)*
\$ 999,300.00	Total FY 2016 Request

* To provide funding for a general salary increase for CAC employees in the event that State employees receive a general salary increase in FY 2016.

Outcome Measurement Survey

Highlights

Caregiver Survey

Outcome Measurement Statement: The Children's Advocacy Center facilitates healing for the child and the caregivers.

98.6% of the respondents agreed that their child felt safe at the CAC.

100% of the respondents agreed that CAC staff made sure they understood the reason for his/her visit to the Center.

100% of the respondents agreed that he/she and the child were greeted and received attention in a timely manner.

98.6% of the respondents agreed that the process for the interview of his/her child at the CAC was clearly explained to him/her.

Multidisciplinary Team Survey

Outcome Measurement Statement: The Multidisciplinary Team (MDT) approach results in more collaborative and efficient case investigations.

98.6% of the respondents agreed that team members share information relative to cases.

93% of the respondents agreed that team members demonstrate respect for the perspectives and informational needs of other team members throughout the process.

95.8% of the respondents agreed that the CAC/MDT Model fosters collaboration among MDT members/agencies.

97.3% of the respondents agreed that clients served through the CAC/MDT process benefit from the collaborative approach of our multidisciplinary team.

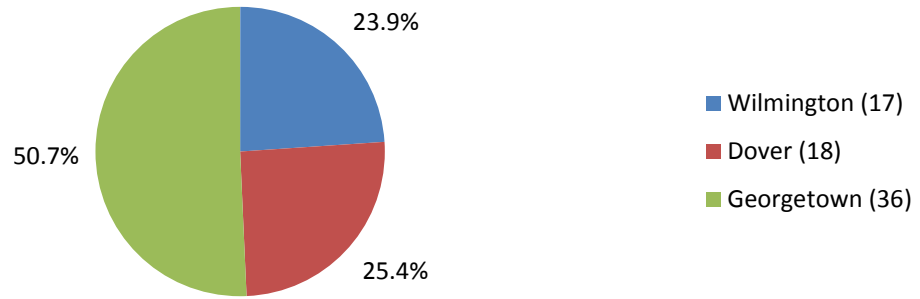
Caregiver Survey Response Summary October 2014 – January 2015

Outcome Measurement Statement: The Children’s Advocacy Center facilitates healing for the child and the Caregivers.

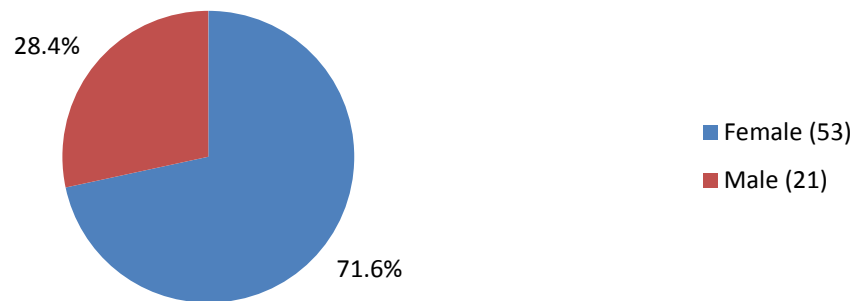
Survey Statements	Caregiver Responses									
	Strongly Agree		Somewhat Agree		Somewhat Disagree		Strongly Disagree		I don't know	
My child felt safe at the center.	63	85.1%	10	13.5%	0	0%	0	0%	1	1.4%
My child's questions were answered to our satisfaction.	54	76.1%	6	8.5%	2	2.8%	0	0%	9	12.7%
The center staff made sure I understood the reason for my visit to the center today.	71	94.7%	4	5.3%	0	0%	0	0%	0	0%
When I came to the center, my child and I were greeted and received attention in a timely manner.	73	98.6%	1	1.4%	0	0%	0	0%	0	0%
I was given information about the various services and programs provided by the center.	66	89.2%	6	8.1%	0	0%	0	0%	2	2.7%
My questions were answered to my satisfaction.	67	91.8%	3	4.1%	1	1.4%	0	0%	2	2.7%
The process for the interview of my child at the center was clearly explained to me.	69	94.5%	3	4.1%	0	0%	1	1.4%	0	0%
I was given information about possible behaviors I might expect from my child after we leave the center today and in the days and weeks ahead.	55	74.3%	9	12.2%	4	5.4%	4	5.4%	2	2.7%
Overall, the staff members at the center were friendly and pleasant.	72	96.0%	3	4.0%	0	0%	0	0%	0	0%
After our visit at the center today, I feel I know what to expect with the situation facing my child and me.	59	78.7%	9	12.0%	3	4.0%	1	1.3%	3	4.0%
The center staff provided me with resources to support my child and respond to his or her needs in the days and weeks ahead.	64	85.3%	7	9.3%	2	2.7%	0	0%	2	2.7%
Center staff were courteous, respectful and helpful.	71	94.7%	4	5.3%	0	0%	0	0%	0	0%
The Center was comfortable and child friendly.	69	93.2%	3	4.0%	1	1.4%	0	0%	1	1.4%
My overall experience at the Center was excellent.	59	84.3%	8	11.4%	2	2.9%	0	0%	1	1.4%

Survey's Issued 134 Survey's Returned 82 Response Rate 61.2%

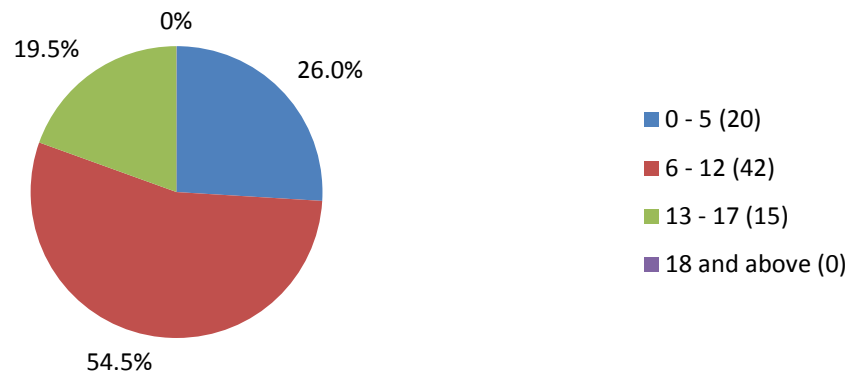
CAC Location of Services



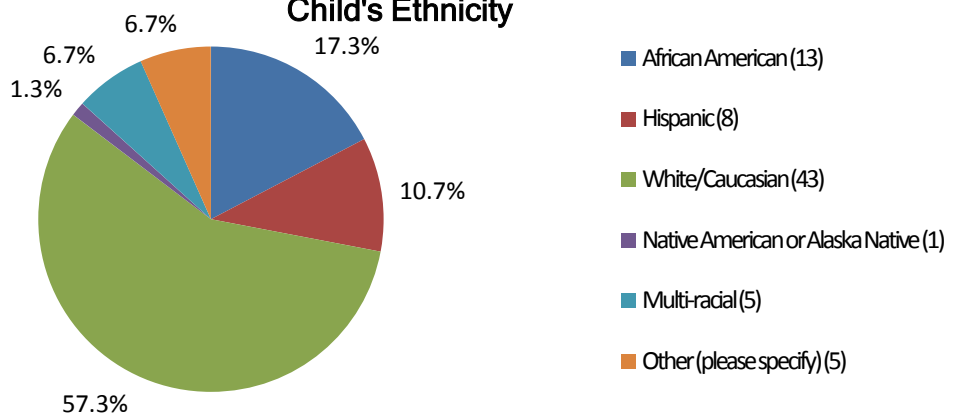
Child's Gender



Child's Age



Child's Ethnicity



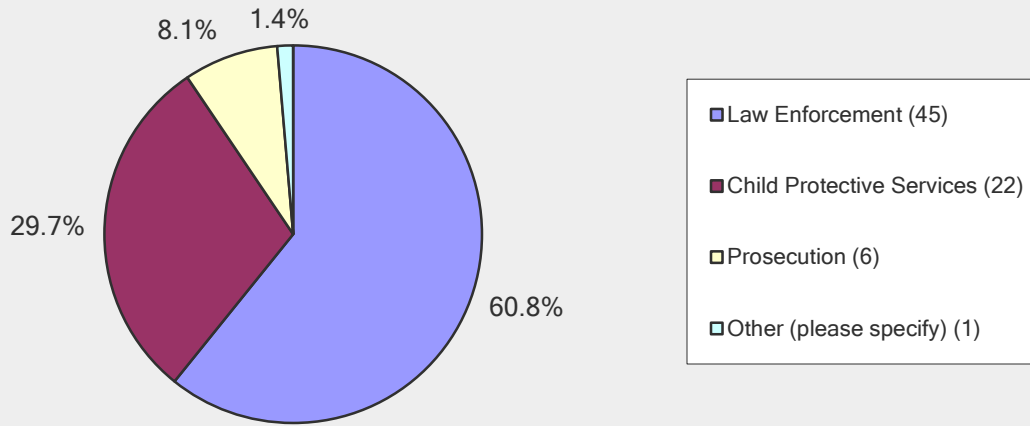
MDT Survey Response Summary - January 2014

Outcome Measurement Statement: The Multidisciplinary Team (MDT) approach results in more collaborative and efficient case investigations.

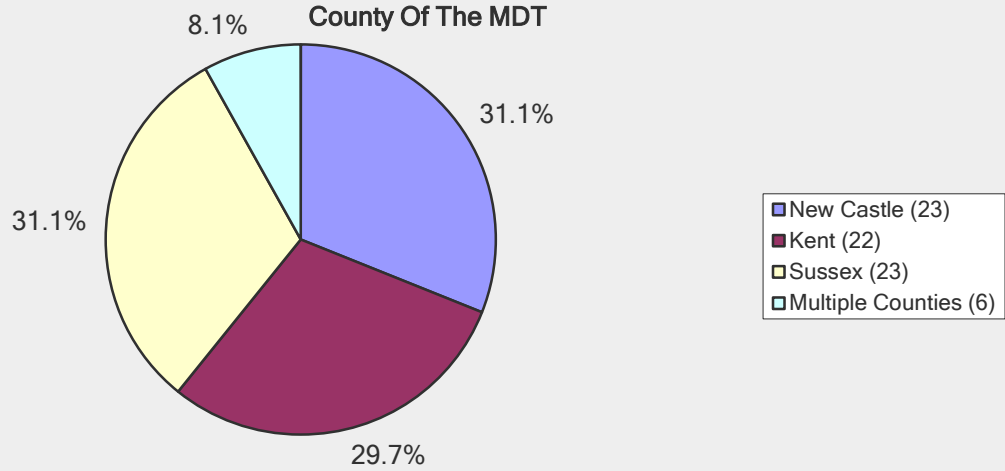
Survey Statements	MDT Responses									
	Strongly Agree		Somewhat Agree		Somewhat Disagree		Strongly Disagree		N/A to my position	
Team members willingly share information relevant to our cases.	60	83.3%	11	15.3%	0	0%	1	1.4%		
I have the opportunity to provide input into the forensic interview process, thereby securing the level of information needed to fulfill my area of responsibility.	55	76.4%	13	18.1%	0	0%	2	2.8%	2	2.8%
Members of the multidisciplinary team demonstrate respect for the perspectives and informational needs of other team members throughout the process.	53	73.6%	14	19.4%	4	5.6%	1	1.4%		
The Children's Advocacy Center/MDT model fosters collaboration among the MDT members/agencies.	52	72.2%	17	23.6%	3	4.2%	0	0%		
Case Review Team meetings are a productive use of my time.	18	25.0%	14	19.4%	9	12.5%	5	6.9%	26	36.1%
Case Review Team meetings are useful during the investigation process.	16	22.2%	19	26.4%	9	12.5%	6	8.3%	22	30.6%
Other team members demonstrate a clear understanding of my specific agency-related role and turn to me for information, expertise and direction as appropriate.	44	61.1%	24	33.3%	4	5.6%	0	0%		
I believe the clients served through the CAC/MDT process benefit from the collaborative approach of our multidisciplinary team.	57	79.2%	13	18.1%	2	2.8%	0	0%		
My supervisor/agency is supportive of the Children's Advocacy Center/MDT model and the work of the multidisciplinary team.	58	80.6%	12	16.7%	0	0.0%	0	0.0%	2	2.8%
All members of the multidisciplinary team, as defined by the needs of specific cases, are actively involved.	42	58.3%	23	31.9%	6	8.3%	1	1.4%		
The Children's Advocacy Center provides information and resources that assist me in my work with these cases.	45	62.5%	23	31.9%	2	2.8%	2	2.8%		
The Children's Advocacy Center provides an environment where I feel safe expressing my concerns or making suggestions about the functioning of the multidisciplinary team.	51	70.8%	13	18.1%	5	6.9%	3	4.2%		
I understand the rationale for employing a CAC/MDT model when responding to allegations of child abuse.	64	88.9%	5	6.9%	3	4.2%	0	0%		

Survey's Issued 428 Survey's Returned 74 Response Rate 17.3%

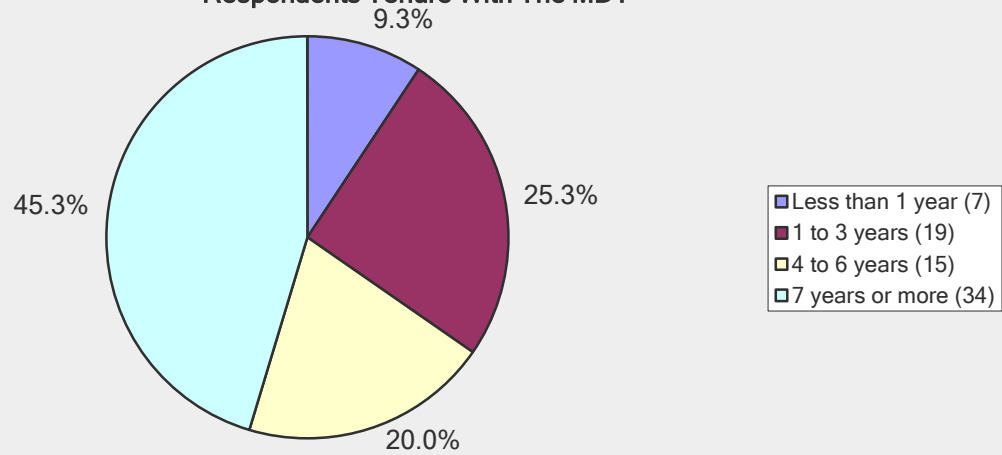
Respondents by Professional Discipline



County Of The MDT



Respondents Tenure With The MDT





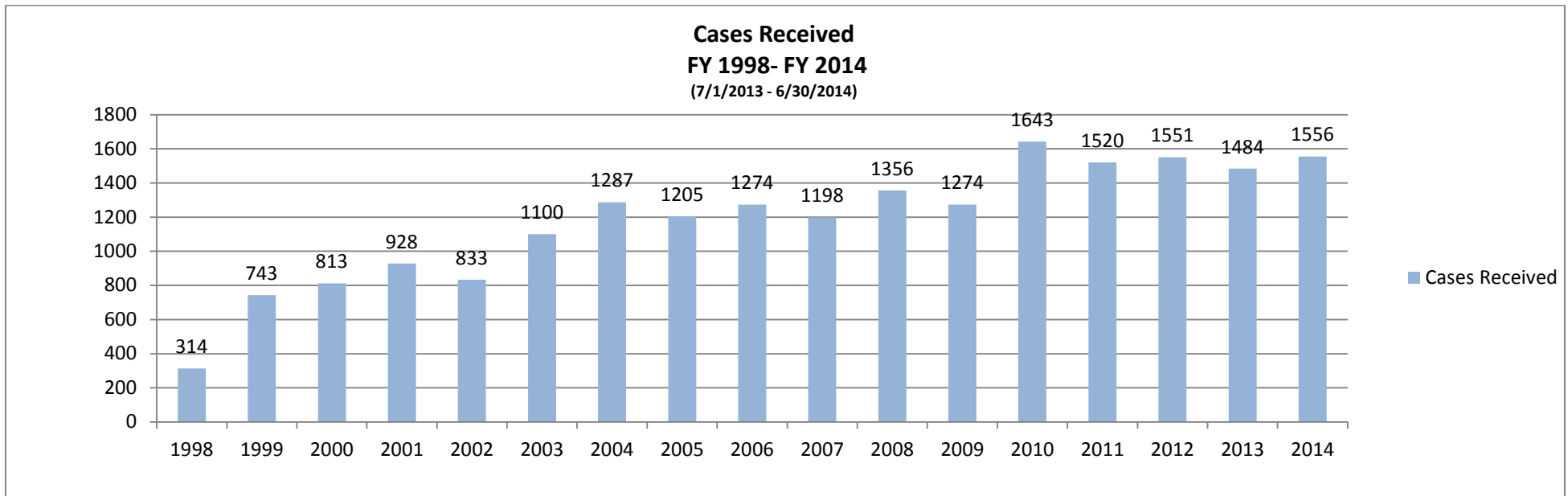
Children's Advocacy Center of Delaware

Caseload Summary

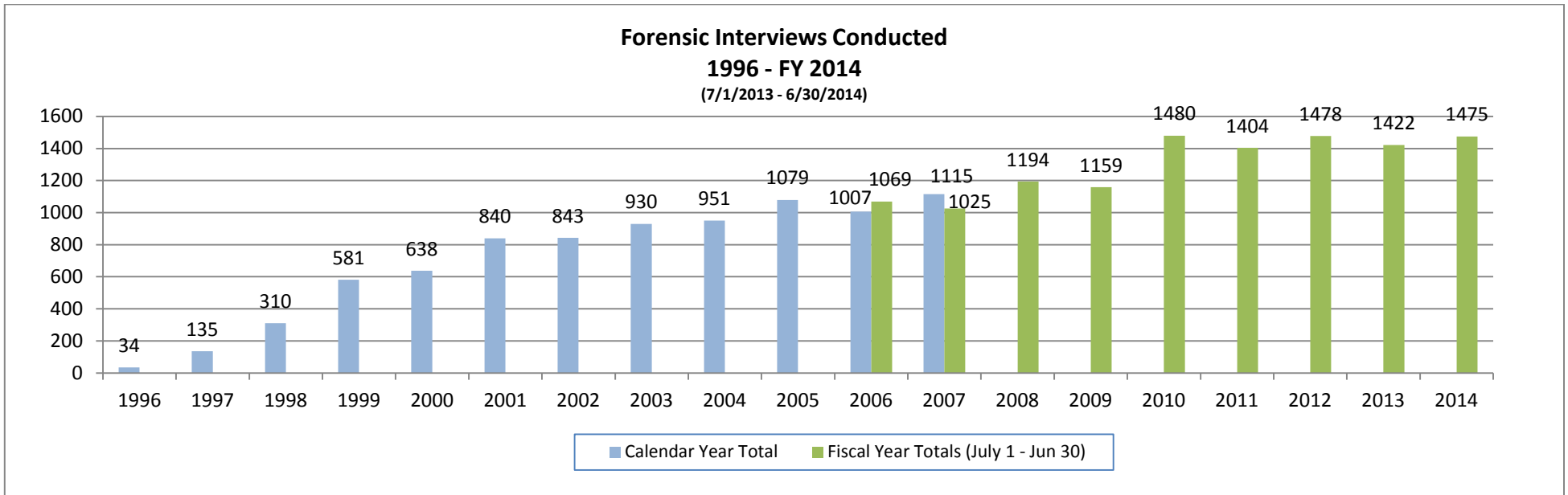
FY 2014

(7/1/2013 – 6/31/2014)

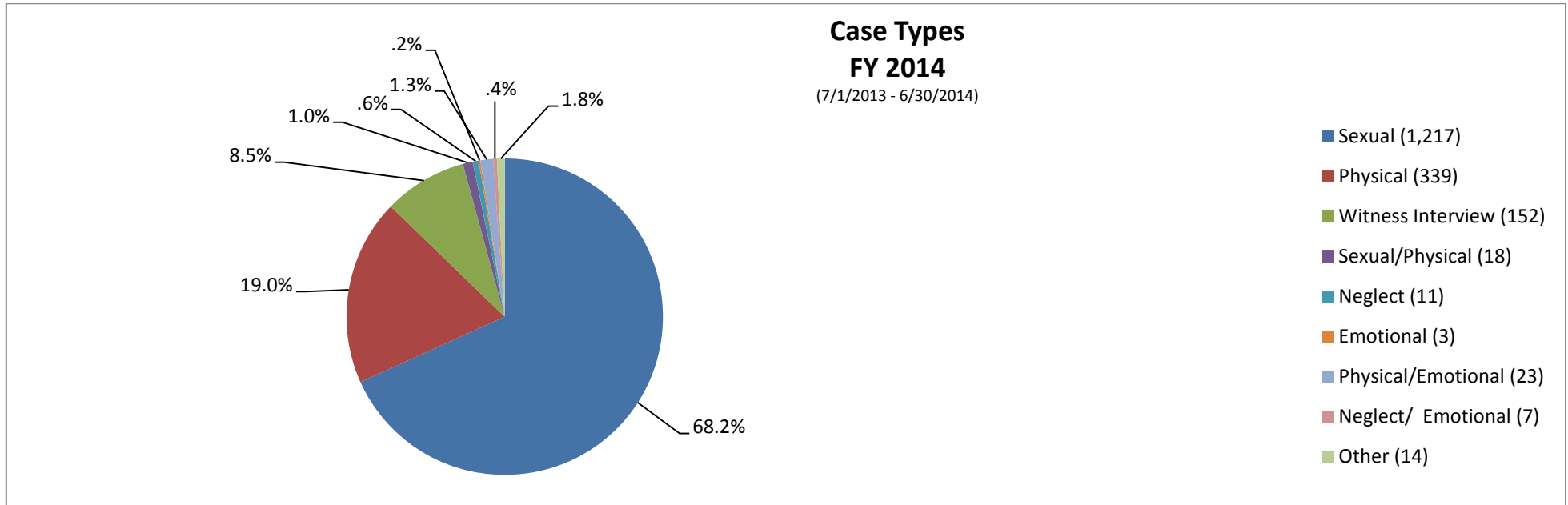
Cases Received FY 2014 (7/1/2013 – 6/30/2014)



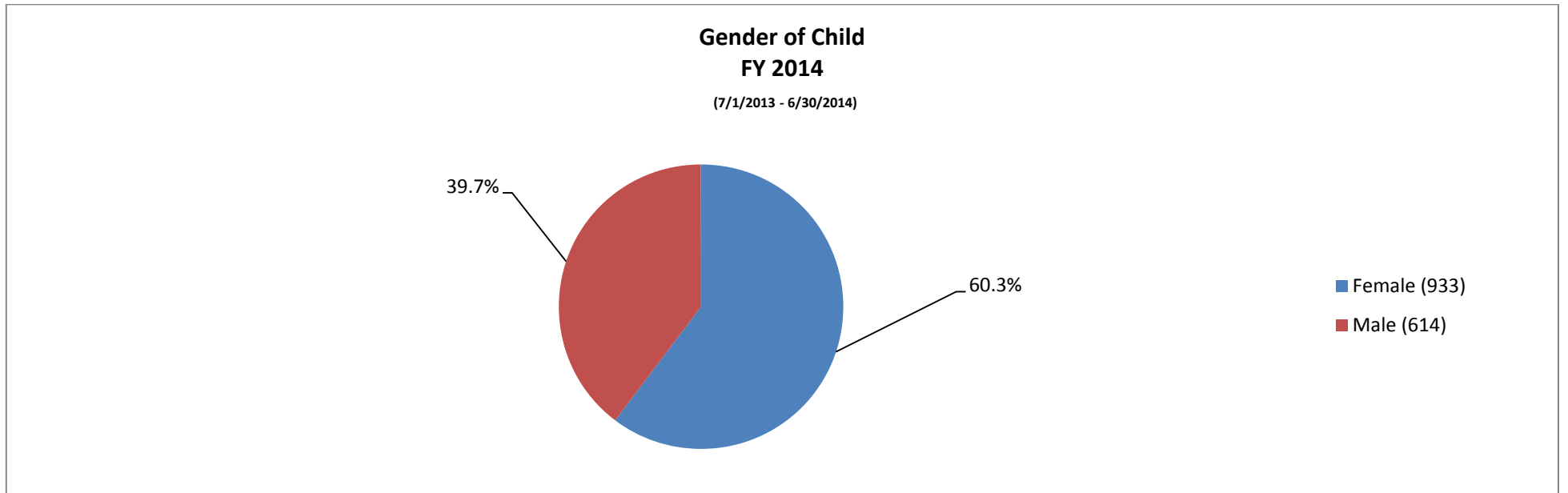
Forensic Interviews Conducted FY 2014 (7/1/2013 – 6/30/2014)



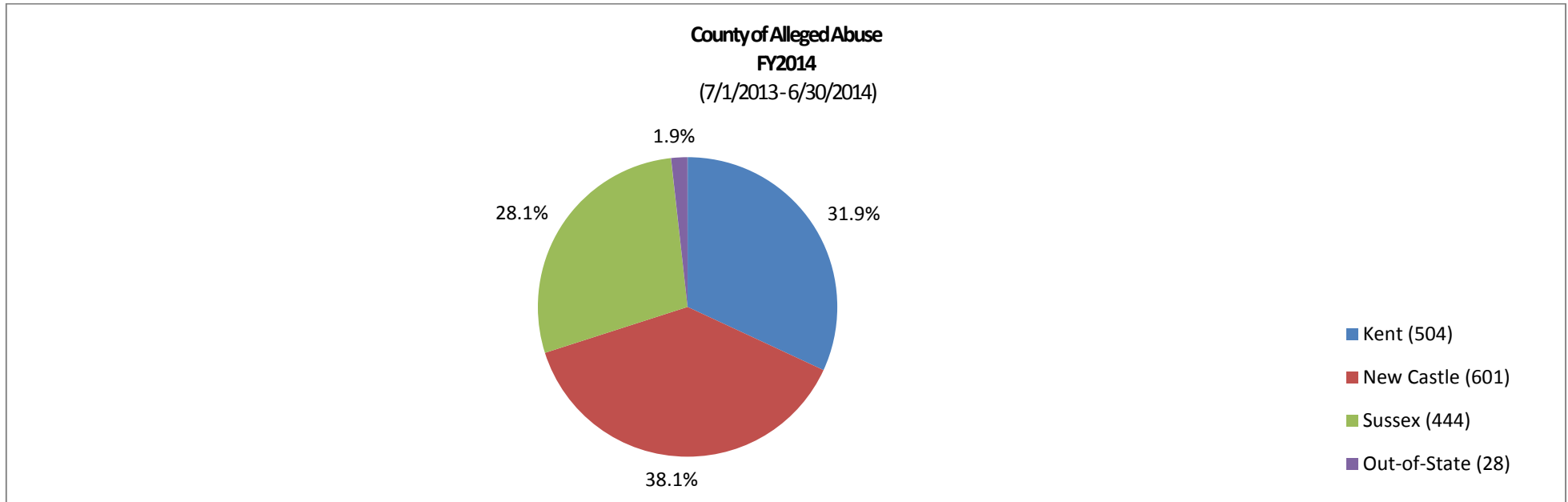
Case Types FY 2014 (7/1/2013 – 6/30/2014)



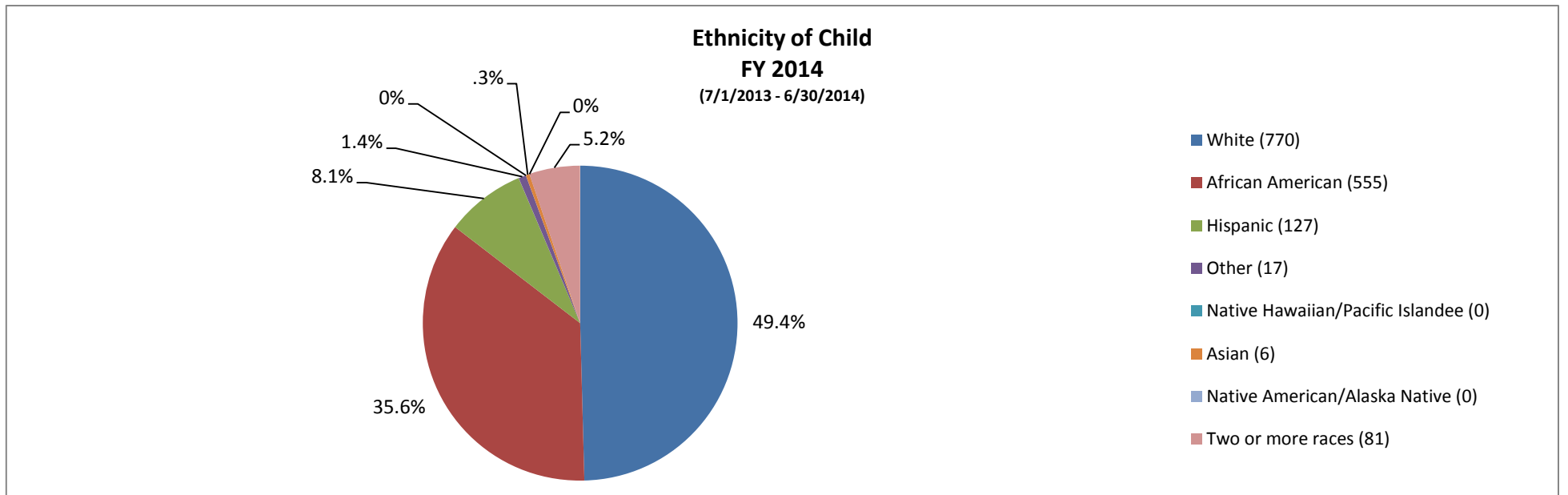
Gender of Child FY 2014 (7/1/2013 – 6/30/2014)



County of Alleged Abuse FY 2014 (7/1/2013 – 6/30/2014)



Ethnicity of Child FY 2014 (7/1/2013 – 6/30/2014)

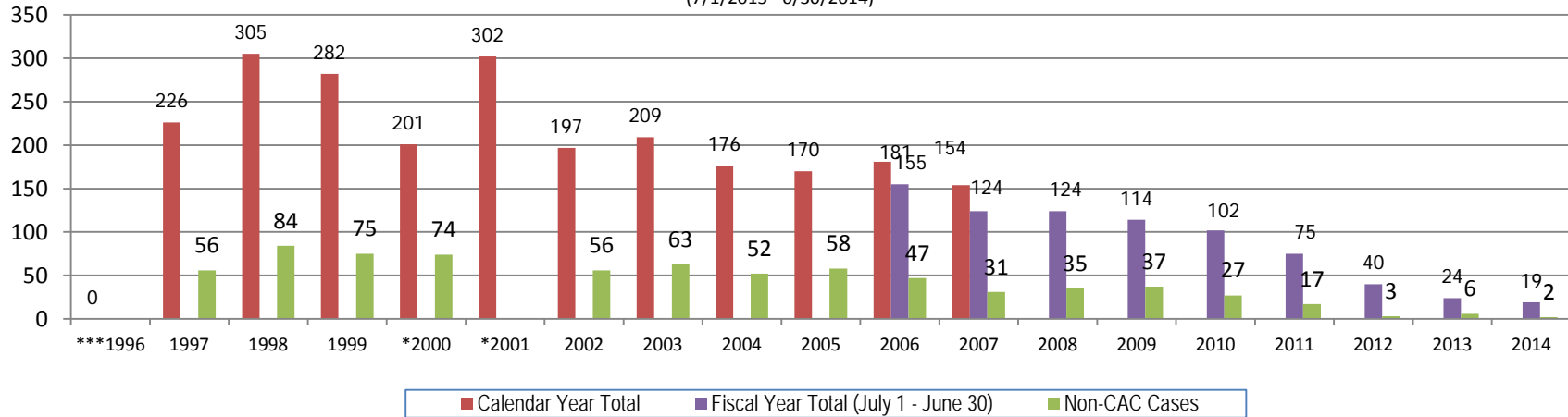


Medical Evaluations Conducted FY 2014 (7/1/2013 – 6/30/2014)

Medical Evaluations Conducted

1996 - FY 2014

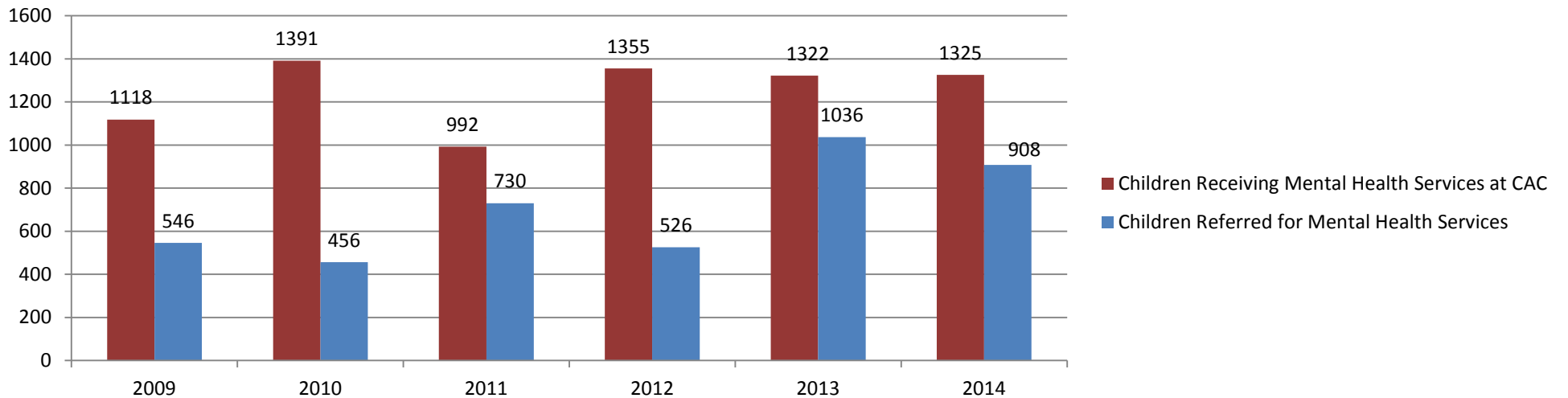
(7/1/2013 - 6/30/2014)



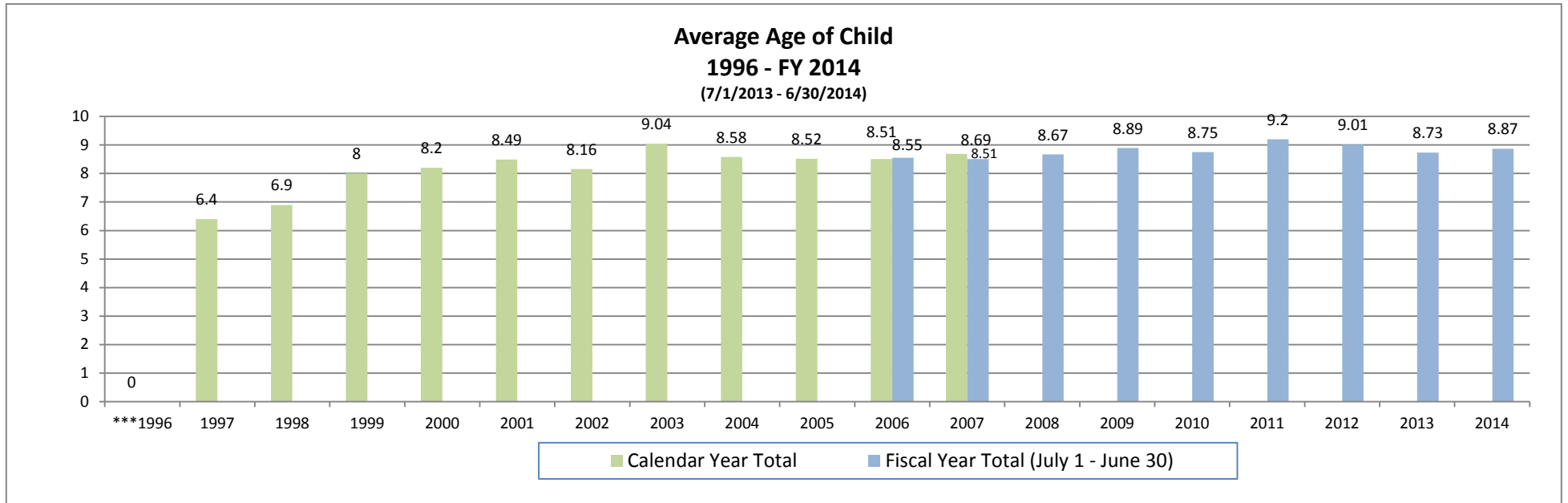
Mental Health Services FY 2014 (7/1/2013 – 6/30/2014)

Mental Health Services Jul. 2009 - FY 2014

(7/1/2013 - 6/30/2014)



Average Age of Child FY 2014 (7/1/2013 – 6/30/2014)



Total Cases Reviewed FY 2014 (7/1/2013 – 6/30/2014)

