



October 14, 2012

Ms. Ann S. Visalli  
Director,  
Office of Management and Budget

Dear Ann,

I am hereby submitting the FY 2014 State Budget Request for the Children's Advocacy Center of Delaware. We are requesting a \$16,136.00 increase in State funding to provide for a pay increase for our employees. We have projected a 2% pay increase, but as you know, we will conform to whatever general pay increase is provided to State of Delaware employees in FY 2014.

Thank you very much for your consideration of our FY 2014 Budget Request and for your ongoing support of the Children's Advocacy Center of Delaware.

Respectfully,

Randall E. Williams  
Executive Director

Visit our website at [www.cacofde.org](http://www.cacofde.org)



A.I. duPont Hospital for Children  
1600 Rockland Road, P.O. Box 269  
Wilmington, DE 19899  
302.651.4566  
Fax 302.651.4569

611 S. Dupont Highway  
Suite 201  
Dover, DE 19901  
302.741.2123  
Fax 302.741.2007

Children & Families First Building  
410 S. Bedford Street  
Georgetown, DE 19947  
302.854.0323  
Fax 302.854.0335





## Children's Advocacy Center of Delaware, Inc.

### State Funding Request

FY 2014

#### Contents

- Budget Request
- Caseload Statistics (FY 2012)
- CAC Caseload/State Funding History

Randall E. Williams  
Executive Director  
October 14, 2012

Children's Advocacy Center of Delaware

State Budget Request  
FY 2014

990,800.00	FY 2012 State Funding Allocation
<u>+ 16,136.00</u>	Requested Increase (2% Salary increase)
\$ 1,006,936.00	Total FY 2013 Request



# Children's Advocacy Center of Delaware

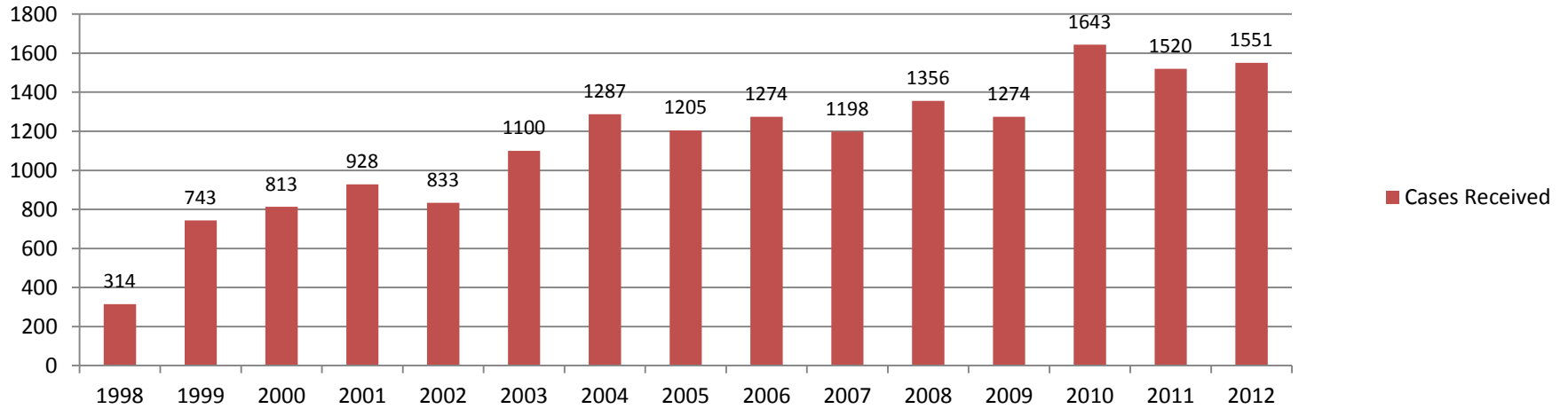
## Caseload Statistics

FY 2012

(7/1/2011 – 6/30/2012)

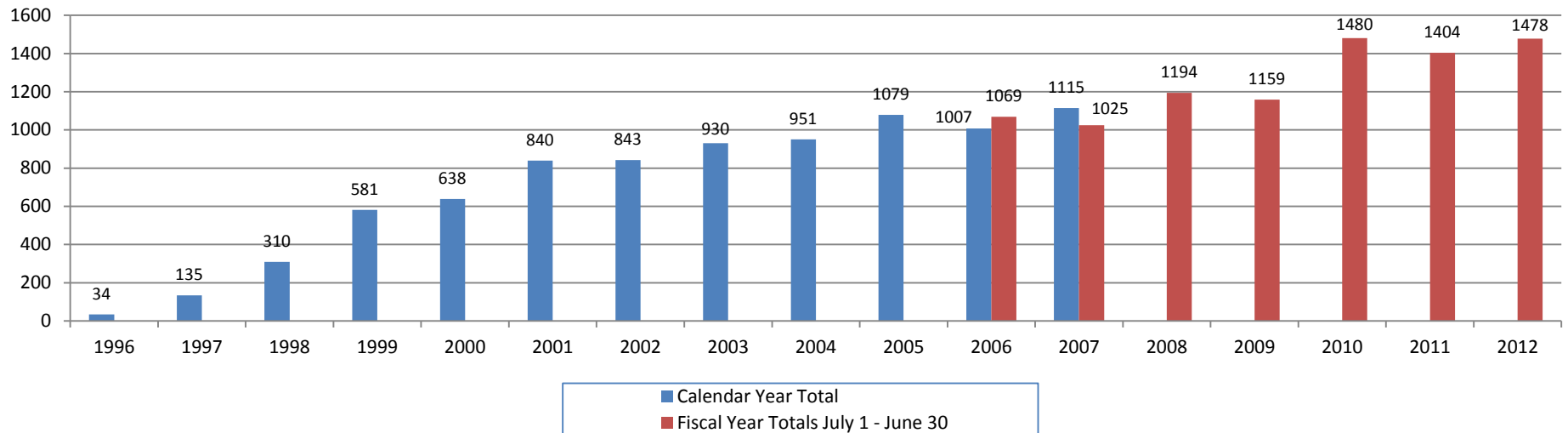
**Cases Received (FY 2012): 1,551**

**Cases Received  
FY 1998-2012**



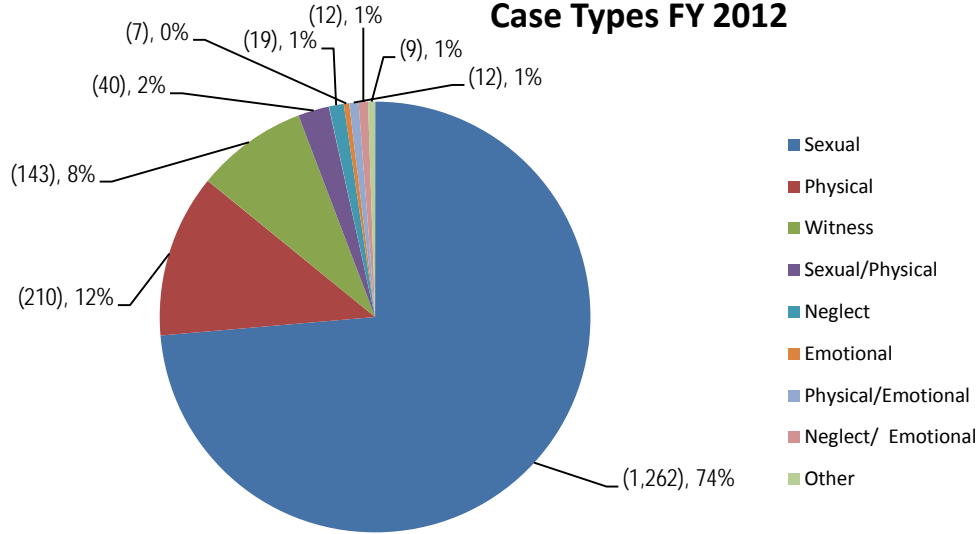
**Forensic Interviews Conducted (FY 2012): 1,478**

**Forensic Interviews Conducted  
1996 - FY 2012**



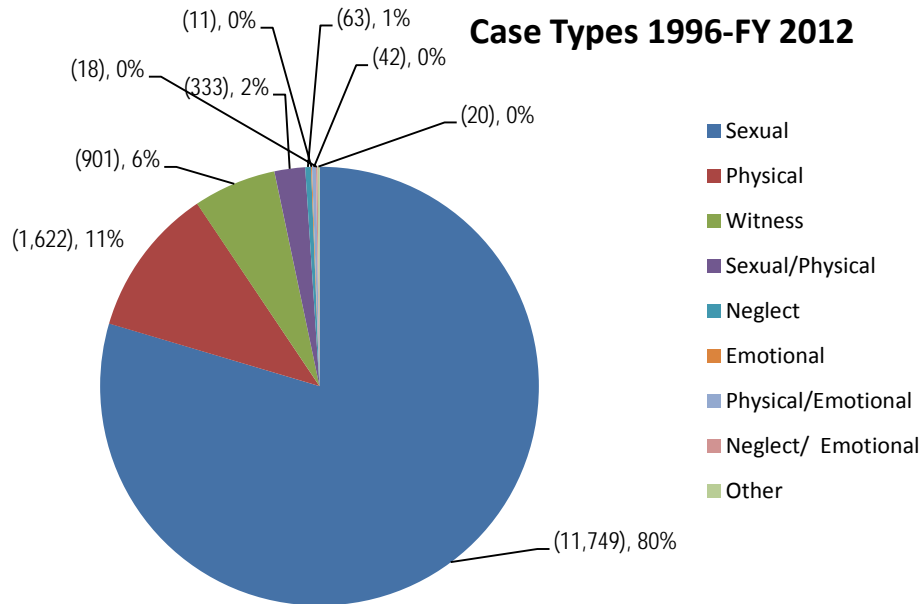
# Case Types

**Case Types FY 2012**



Case Types Data FY 2012	
Sexual Abuse	1,262
Physical Abuse	210
Witness Interview	143
Sexual/Physical Abuse	40
Neglect	19
Emotional Abuse	7
Physical/Emotional Abuse	12
Neglect/Emotional Abuse	12
Other	9

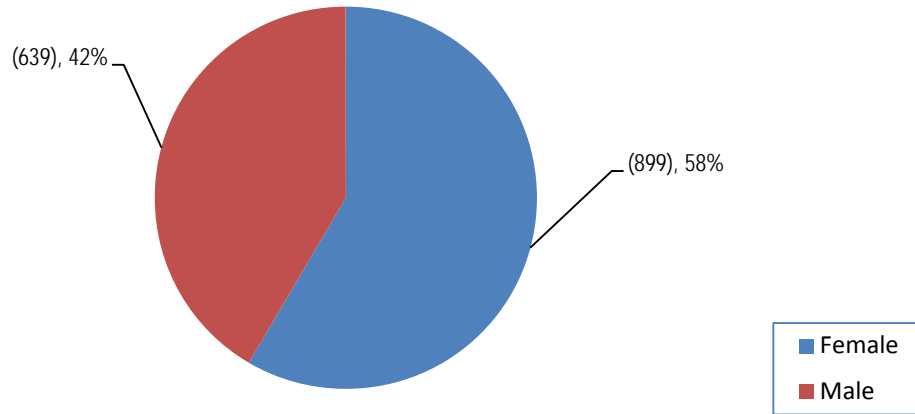
**Case Types 1996-FY 2012**



Case Types Data 1996-FY 2012	
Sexual Abuse	11,749
Physical Abuse	1,622
Witness Interview	901
Sexual/Physical Abuse	333
Neglect	63
Emotional Abuse	11
Physical/Emotional Abuse	42
Neglect/Emotional Abuse	18
Other	20

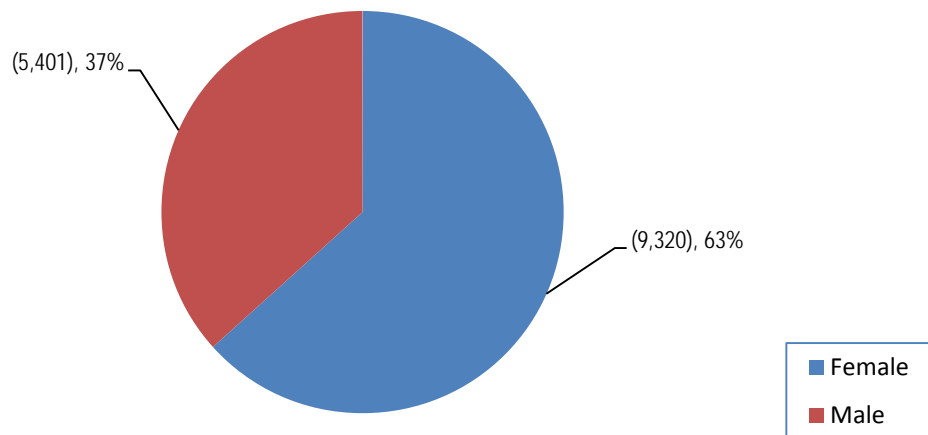
## Gender of Child Interviewed

**Gender of Child Interviewed  
FY 2012**



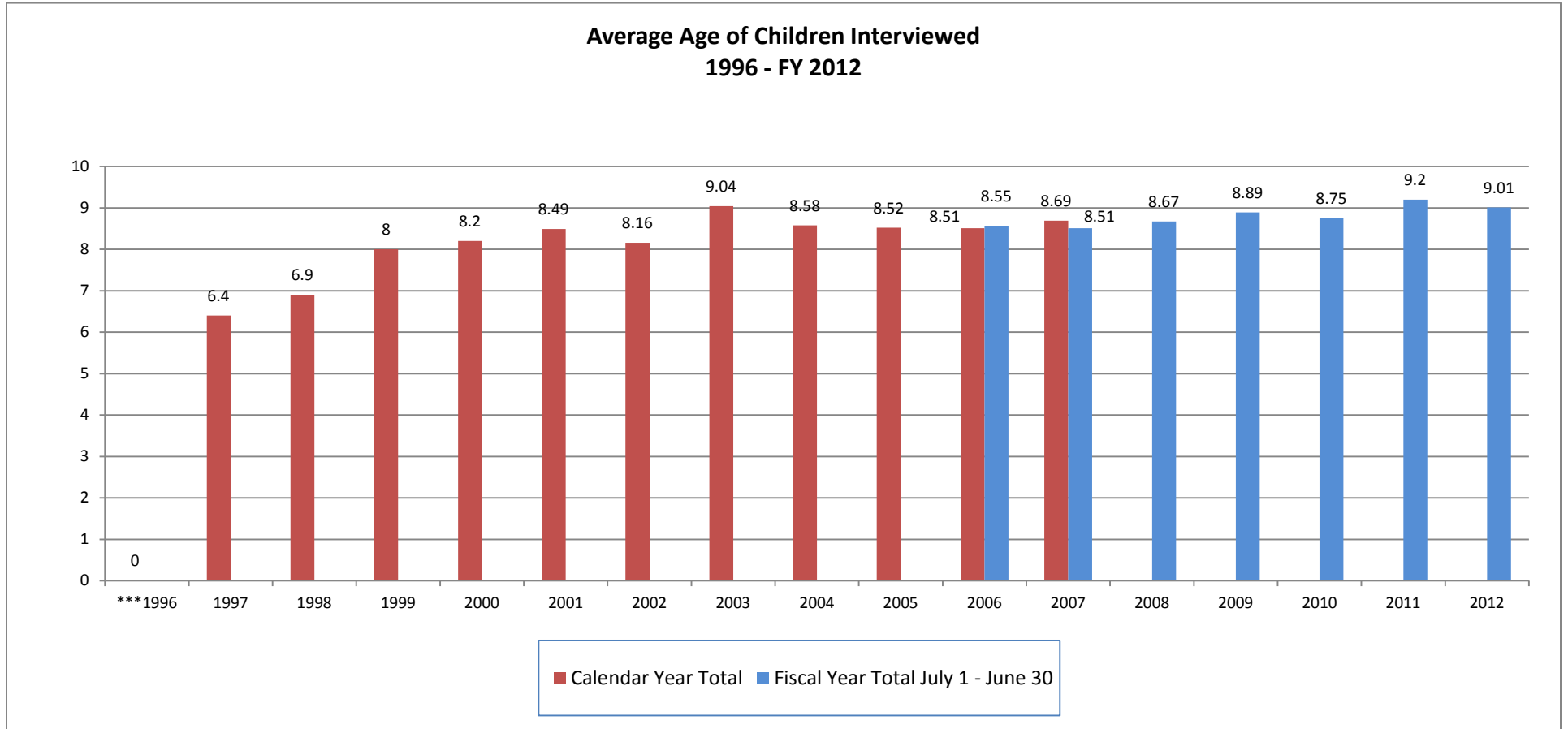
Gender of Child Interviewed FY 2012	
Female	899
Male	639

**Gender of Child Interviewed  
1996 - FY 2012**



Gender of Child Interviewed 1996-FY 2012	
Female	9,320
Male	5,401

# Average Age of Child Interviewed

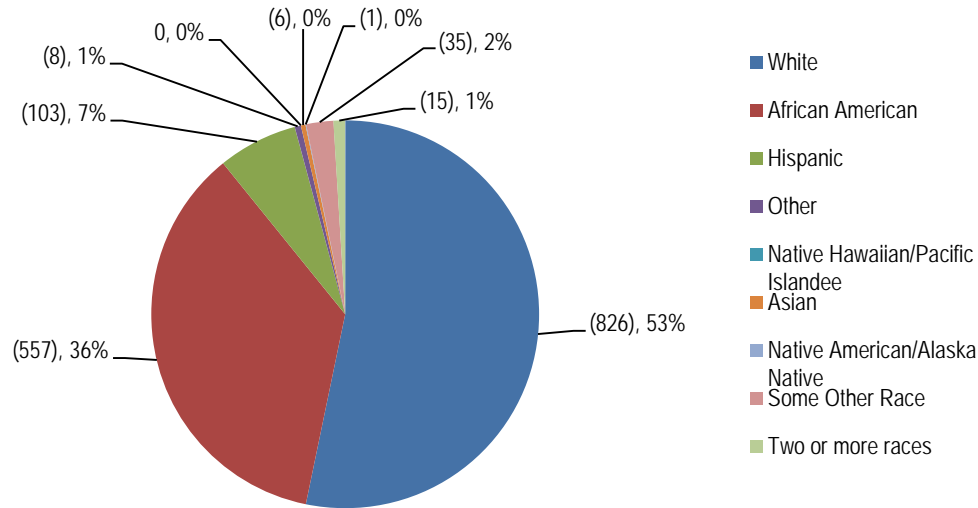


\*\*\*Statistical data is not available for 1996



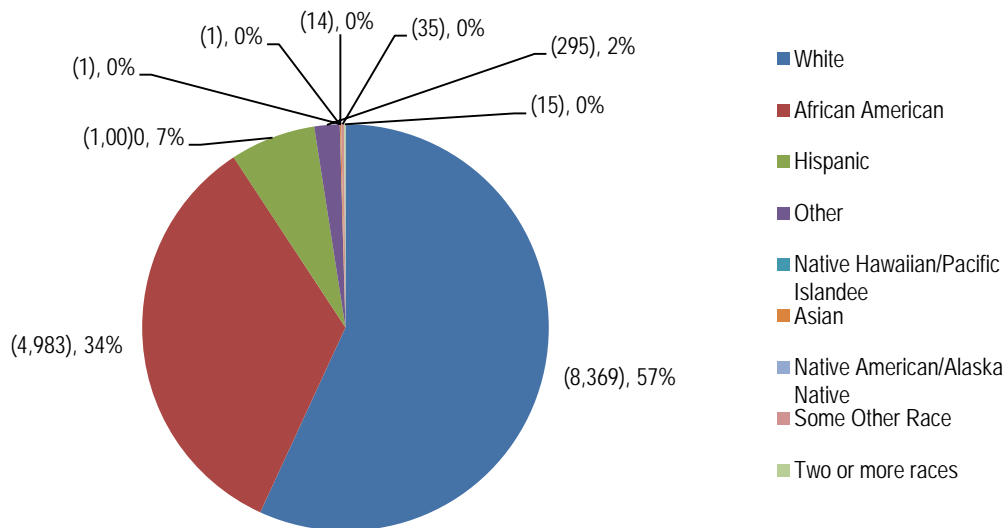
# Ethnicity

**Ethnicity of Children Interviewed  
FY 2012**



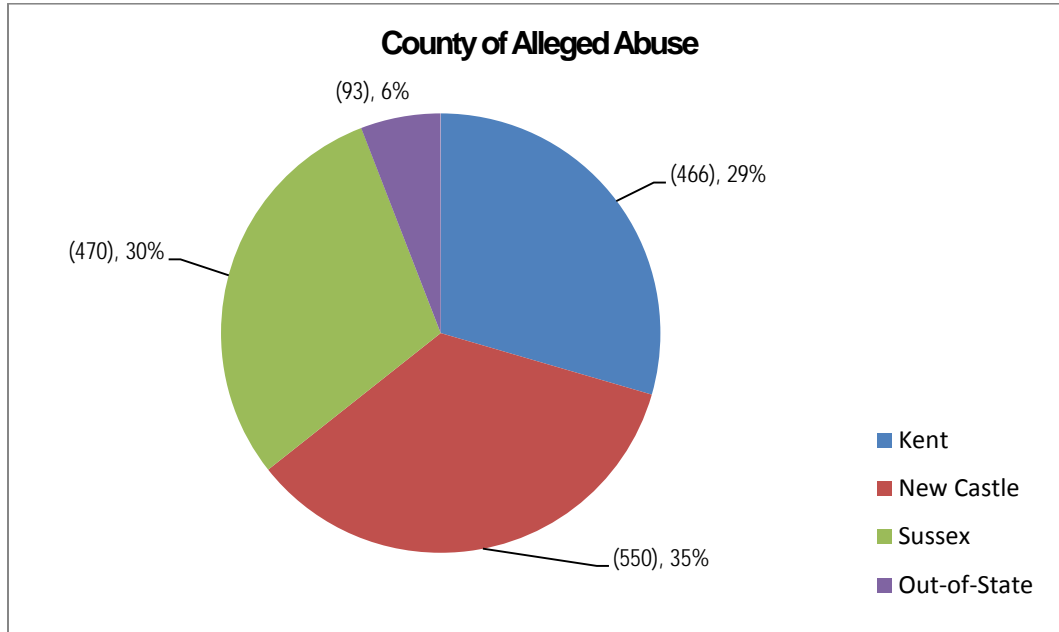
Ethnicity of Children Interviewed FY 2012	
White	826
African American	557
Hispanic	103
Other	8
Native Hawaiian/Pacific Islander	0
Asian	6
Native American/Alaska Native	1
Some Other Race	35
Two or More Races	15

**Ethnicity of Children Interviewed  
1996-FY 2012**



Ethnicity of Children Interviewed 1996-FY2012	
White	8,369
African American	4,983
Hispanic	1,000
Other	295
Native Hawaiian/Pacific Islander	1
Asian	14
Native American/Alaska Native	1
Some Other Race	35
Two or More Races	15

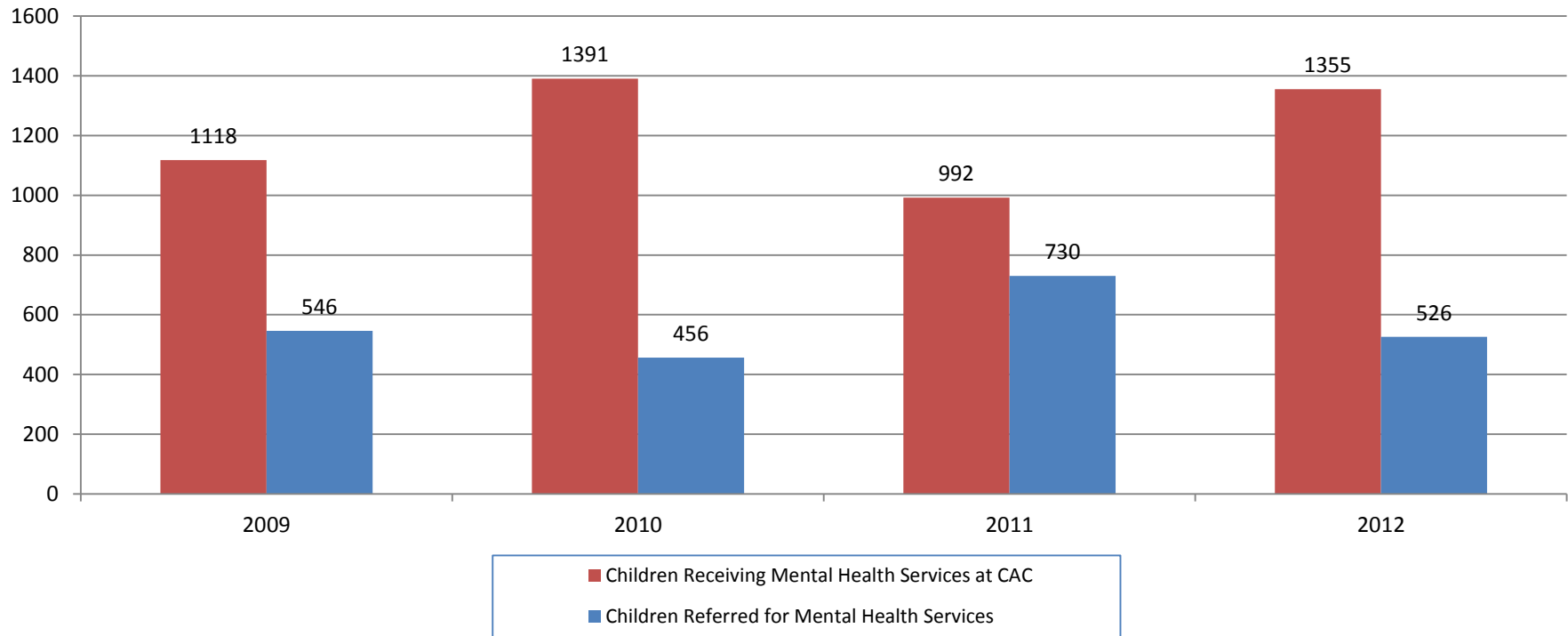
# County of Alleged Abuse



County of Abuse FY 2012	
Kent	466
New Castle	550
Sussex	470
Out-of-State	93

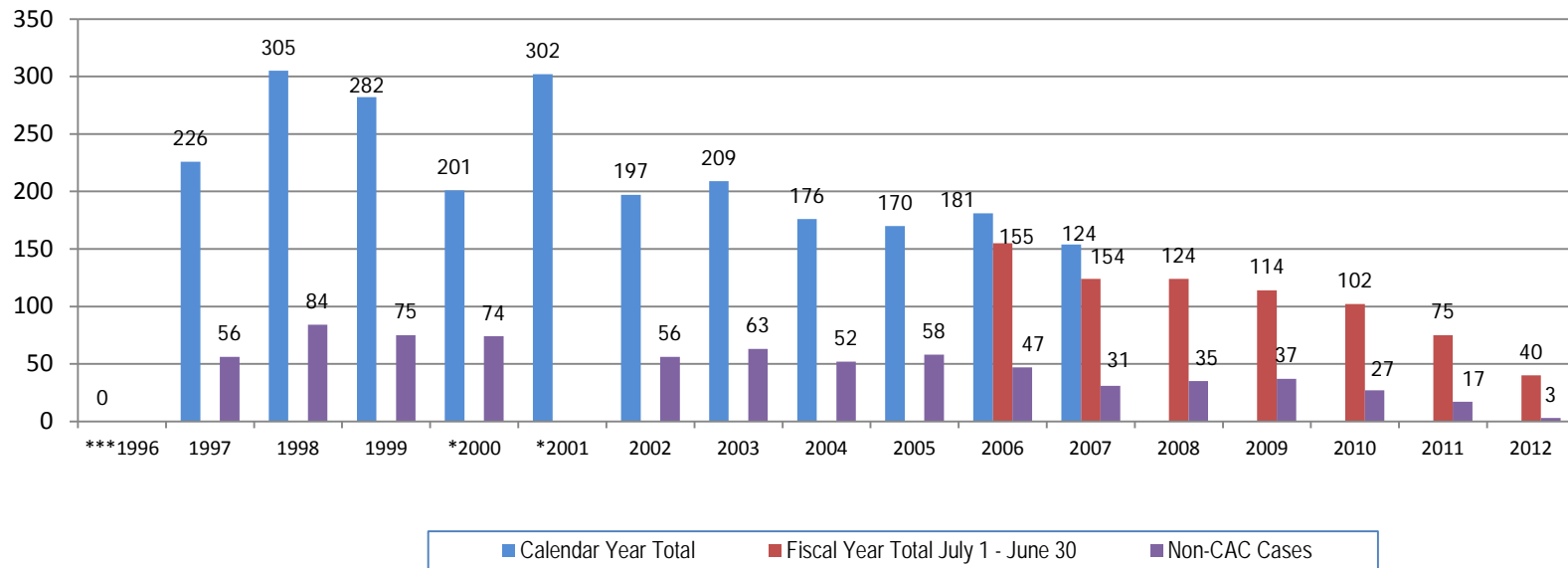
## Mental Health Services Provided

Mental Health Services  
FY 2009 - 2012



## Medical Evaluations Conducted

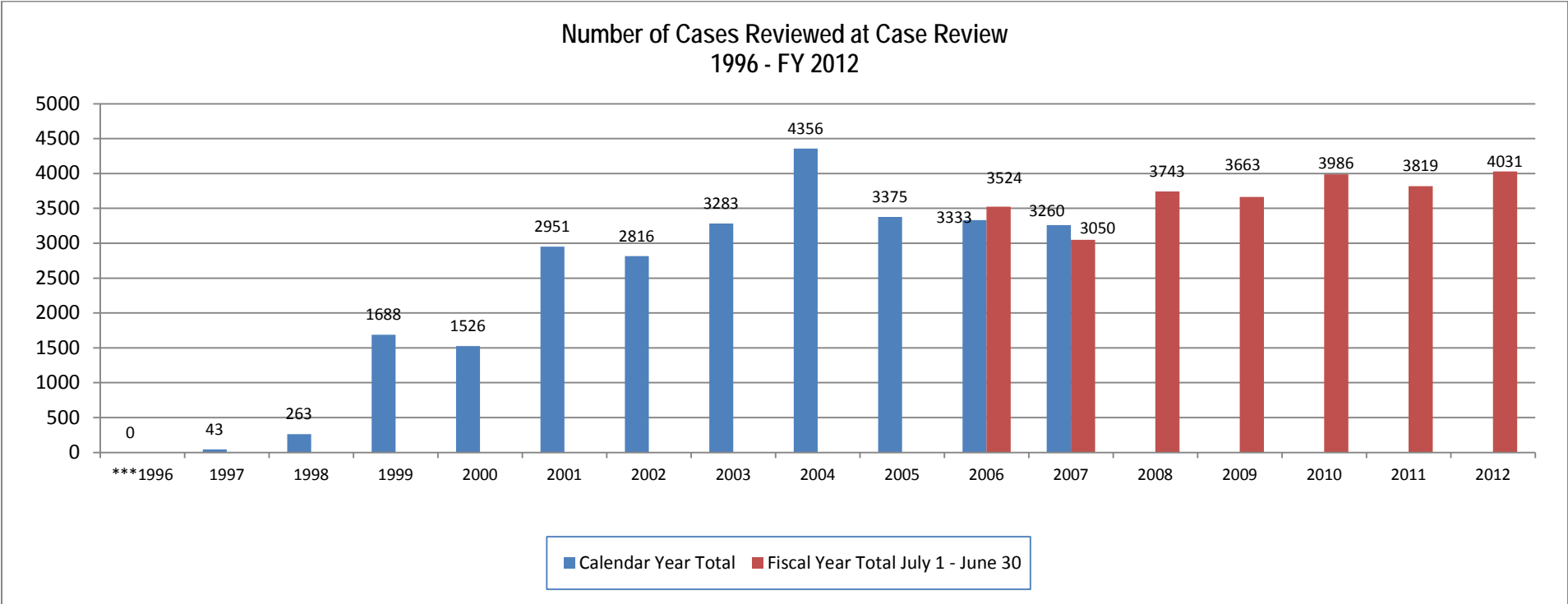
**Medical Evaluations Conducted  
1996 - FY 2011**



\*\*\*Statistical data is not available for 1996

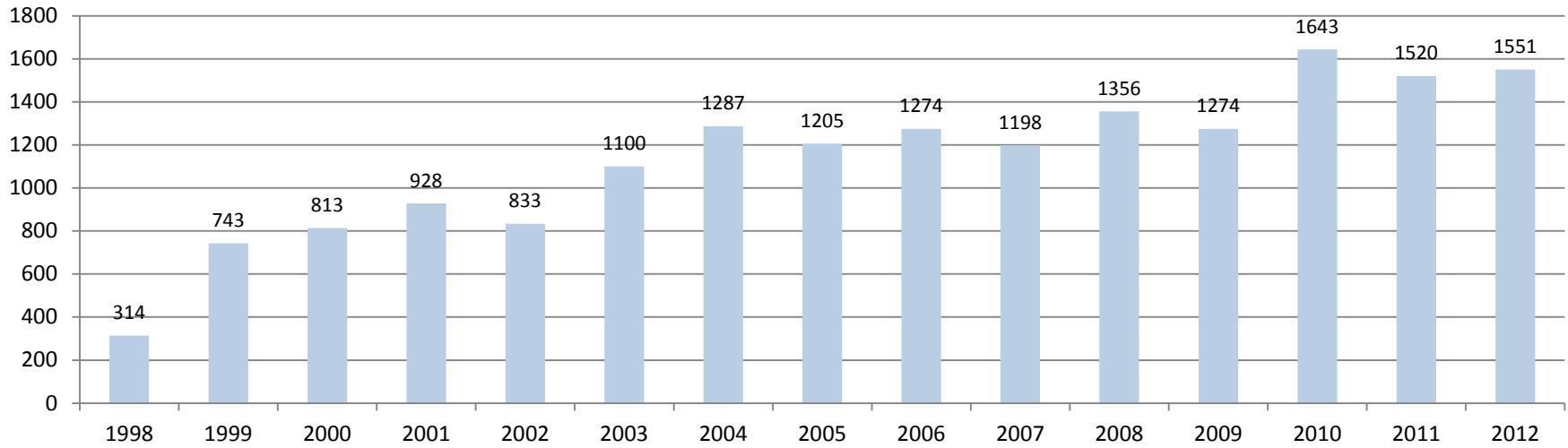
\*2001 No breakdown data is available for Non-CAC Cases

# Cases Reviewed at Case Review

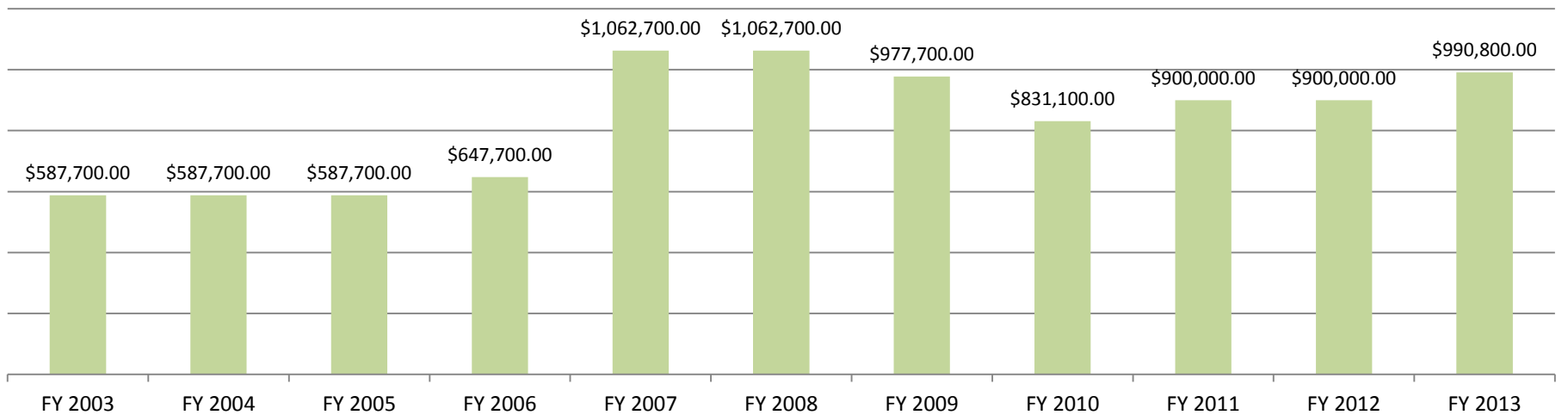


\*\*\*Statistical data is not available for 1996

**Children's Advocacy Center  
Cases Received  
FY 1998-2012**



**Children's Advocacy Center  
State Funding History  
FY 2003 - 2013**



# CAC STATE FUNDING HISTORY

FISCAL YEAR	STATE ALLOCATION	BUDGET STATUS	CUMMULATIVE NET CHANGE	NOTES
FY 2003	\$587,700.00	DSCYF Pass through		
FY 2004	\$587,700.00	DSCYF Pass through		
FY 2005	\$587,700.00	DSCYF Pass through		
FY 2006	\$647,700.00	DSCYF Pass through		
FY 2007	\$1,062,700.00	DSCYF Pass through		
FY 2008	\$1,062,700.00	DSCYF Pass through		
FY 2009	\$977,700.00	DSCYF Pass through	-\$85,000.00	Reduction due to economy.
FY 2010	\$831,100.00	DSCYF Pass through	-\$231,600.00	Reduction due to economy.
FY 2011	\$900,000.00	DSCYF Pass through	-\$162,700.00	\$68,900.00 Allocated by JFC to hire an additional Forensic Interviewer due to increased caseload.
FY 2012	\$900,000.00	DSCYF Pass through	-\$162,700.00	No change from FY 2011
FY 2013	\$990,800.00	DSCYF Pass through	-\$71,900.00	\$90,800.00 increase by J.F.C.
FY 2014	\$1,006,936.00	DSCYF Pass through		FY 2014 Budget Request

Note: • FY 2014 figure represents the Children's Advcacacy Center's State Funding Request.